

19.01.2016

The Manager, Listing Department
The National Stock Exchange of India Ltd.
Exchange Plaza, Bandra Kurla Complex,
Bandra (E),
Mumbai – 400 051
Fax No.:022-26598237 / 38
NSE Symbol : PANACEABIO

The Manager, Listing Department
BSE Ltd.
Phiroze Jeejeebhoy Towers,
Dalal Street,
Mumbai – 400 001
Fax No.:022-22721919, 3121
BSE Scrip Code: 531349

Reg.: Shareholding Pattern as on 31st December, 2015

Dear Sir,

Pursuant to regulation 31(1)(b) of SEBI (Listing Obligations and Disclosure Requirements) Regulations, 2015, please find enclosed herewith the Shareholding Pattern of the Company as on 31st December, 2015.

This is for your kind information and record please.

Thanking you,

Sincerely yours,
For **Panacea Biotec Ltd.**


Vinod Goel
Group CFO and Head Legal & Company Secretary

Encl. As Above.

B1 Extn. /G3, Mohan Co-op Indl. Estate,
Mathura Road, New Delhi -110044
Email: vinodgoel@panaceabiotec.com
Phone: D.I.D. +91-11-4167 9015
Fax: +91-11-4167 9075

Panacea Biotec Ltd.

CIN: L33117PB1984PLC022350

Registered Office: Ambala-Chandigarh Highway, Lalru - 140 501, Punjab, India. Ph.: +91-1762-505900, Fax: +91-1762-505906.
e-mail: corporate@panaceabiotec.com website: www.panaceabiotec.com

Introductory Table

Name of the Listed Entity: Panacea Biotec Limited

Scrip Code, Name of the scrip, Class of security: BSE: 531349, NSE: PANACEABIO, Equity Shares

Shareholding Pattern Filed under Reg. 31(1)(b)

Report for the Quarter ended 31st December, 2015

Declaration:

Particulars	Yes	No
Whether the Listed Entity has issued any partly paid up shares?		✓
Whether the Listed Entity has issued any Convertible Securities or warrants ?		✓
Whether the Listed Entity has any shares against which depository receipts are issued		✓
Whether the Listed Entity has any shares in Locked-in?		✓
Whether any shares held by promoters are pledge or otherwise encumbered?	✓	

The tabular format for disclosure of holding of specified securities is as follows:-




Table I - Summary Statement holding of specified securities

Category	Category of Shareholder	No. of Shareholders	No. of fully paid up equity shares held (IV)	No. of partly paid up equity shares held (V)	No. of shares underlying Depository Receipts (VI)	Total no. of shares held (VII)=(IV)+(V)+(VI)	Shareholding as a % of total no. of shares (calculated as per SCRR 1957) (VIII) As a % of (A+B+C2)	Number of Voting Rights held in each class of securities (IX)			No. of shares Underlying Outstanding convertible Securities (including Warrants)	Shareholding as a % assuming full conversion of convertible securities (as a % of diluted share capital)	No. of Locked in shares		Number of Shares Pledged or otherwise encumbered		Number of equity shares held in dematerialized form
								Class eg: x	Class eg: y	Total			No. (a)	As a % of total shares held (b)	No. (a)	As a % of total shares held (b)	
(I)	(II)	(III)	(IV)	(V)	(VI)	(VII)	(VIII)	Class eg: x	Class eg: y	Total	(X)	(XI)□	(XII)		(XIII)		(XIV)
(A)	Promoter and Promoter Group	22	45,612,253	-	-	45,612,253	74.47	45,612,253	-	45,612,253	-	-	-	-	16,005,600	35.09	45,612,253
(B)	Public	9665	15,638,493	-	-	15,638,493	25.53	15,638,493	-	15,638,493	-	-	-	-	-	-	15,199,732
(C)	Non Promoter- Non Public																
(C1)	Shares underlying DRs	-	-	-	-	-	-	-	-	-	-	-	-	-	-	-	-
(C2)	Shares held by Employee Trusts	-	-	-	-	-	-	-	-	-	-	-	-	-	-	-	-
	Total	9,687	61,250,746	-	-	61,250,746	100.00	61,250,746	-	61,250,746	-	-	-	-	16,005,600	35.09	60,811,985




Table II - Statement showing shareholding pattern of the Promoter and Promoter Group

Category & Name of the Shareholders (I)	PAN (II)	No. of share holder (III)	No. of fully paid up equity shares held (IV)	Partly paid up equity shares held (V)	Nos. of shares underlying Depository Receipts (VI)	Total nos. shares held (VII)=(IV)+(V)+(VI)	Shareholding % calculated as per SCRR, 1957 (VIII) As a % of (A+B+C2)	Number of Voting Rights held in each class of securities (IX)			No. of shares Underlying Outstanding convertible Securities (including Warrants) (X)	Shareholding as a % assuming full conversion of convertible securities (as a % of diluted share capital)	Number of Locked in shares (XII)		Number of Shares Pledged or otherwise encumbered (XIII)		Number of equity shares held in dematerialized form (XIV)		
								No. of Voting Rights					Total as a % of Total Voting Rights	No. (a)	As a % of total shares held (b)	No. (a)		As a % of total shares held (b)	
								Class X	Class Y	Total									
1	Indian																		
(a)	Individuals/ Hindu Undivided Family		20	43,298,799	-	-	43,298,799	70.69	43,298,799	-	43,298,799	70.69	-	-	-	-	16,005,600	36.97	43,298,799
	Promoters																		
	Mr. Soshil Kumar Jain	AAGPJ1258H		5,000,000	-	-	5,000,000	8.16	5,000,000	-	5,000,000	8.16	-	-	-	-	5,000,000	100.00	5,000,000
	Mr. Ravinder Jain	AAEPR8620F		5,712,300	-	-	5,712,300	9.33	5,712,300	-	5,712,300	9.33	-	-	-	-	-	0.00	5,712,300
	Dr. Rajesh Jain	AAGPJ1259G		6,213,500	-	-	6,213,500	10.14	6,213,500	-	6,213,500	10.14	-	-	-	-	6,213,500	100.00	6,213,500
	Mr. Sandeep Jain	ADJJP6765H		4,792,100	-	-	4,792,100	7.82	4,792,100	-	4,792,100	7.82	-	-	-	-	4,792,100	100.00	4,792,100
	Promoters' Group																		
	Mrs. Nimlala Jain	AAGPJ1254M		2,511,000	-	-	2,511,000	4.10	2,511,000	-	2,511,000	4.10	-	-	-	-	-	-	2,511,000
	Mrs. Sunanda Jain	AAIPJ5281E		635,000	-	-	635,000	1.04	635,000	-	635,000	1.04	-	-	-	-	-	-	635,000
	Mrs. Meena Jain	AAGPJ1255L		897,000	-	-	897,000	1.46	897,000	-	897,000	1.46	-	-	-	-	-	-	897,000
	Mrs. Pamilla Jain	AAGPJ1256K		816,500	-	-	816,500	1.33	816,500	-	816,500	1.33	-	-	-	-	-	-	816,500
	Mr. Ankesh Jain	AHFPJ0287Q		307,000	-	-	307,000	0.50	307,000	-	307,000	0.50	-	-	-	-	-	-	307,000
	Mr. Harshet Jain	AHFPJ0403J		299,500	-	-	299,500	0.49	299,500	-	299,500	0.49	-	-	-	-	-	-	299,500
	Mr. Nipun Jain	AHFPJ0405Q		300,000	-	-	300,000	0.49	300,000	-	300,000	0.49	-	-	-	-	-	-	300,000
	Mrs. Priyanka Jain	AHFPJ0288B		318,000	-	-	318,000	0.52	318,000	-	318,000	0.52	-	-	-	-	-	-	318,000
	Ms. Radhika Jain	ADUPJ2099P		357,000	-	-	357,000	0.58	357,000	-	357,000	0.58	-	-	-	-	-	-	357,000
	Mr. Sumit Jain	AEFPJ8134D		358,500	-	-	358,500	0.59	358,500	-	358,500	0.59	-	-	-	-	-	-	358,500
	Mr. Abhey Kumar Jain	AAEPJ0017G		1,000	-	-	1,000	0.00	1,000	-	1,000	0.00	-	-	-	-	-	-	1,000
	Mr. Ashish Jain	AALPJ7330H		500	-	-	500	0.00	500	-	500	0.00	-	-	-	-	-	-	500
	Soshil Kumar Jain (HUF)	AAEHS2207P		2,171,399	-	-	2,171,399	3.55	2,171,399	-	2,171,399	3.55	-	-	-	-	-	-	2,171,399
	Ravinder Jain (HUF)	AAEHR7553M		4,135,000	-	-	4,135,000	6.75	4,135,000	-	4,135,000	6.75	-	-	-	-	-	-	4,135,000
	Rajesh Jain (HUF)	AABHR5243M		4,368,500	-	-	4,368,500	7.13	4,368,500	-	4,368,500	7.13	-	-	-	-	-	-	4,368,500
	Sandeep Jain (HUF)	AAHHS5082H		4,105,000	-	-	4,105,000	6.70	4,105,000	-	4,105,000	6.70	-	-	-	-	-	-	4,105,000
(b)	Central Government/ State Government(s)	-																	
(c)	Financial Institutions/ Banks	-																	
(d)	Firms	-	2	2,313,454			2,313,454	3.78	2,313,454	-	2,313,454	3.78							2,313,454
	First Lucre Partnership Co.	AABFF3948D		2,255,815	-	-	2,255,815	3.68	2,255,815	-	2,255,815	3.68							2,255,815
	Second Lucre Partnership Co.	ABDFS2560F		57,639	-	-	57,639	0.09	57,639	-	57,639	0.09							57,639

	Sub Total(A)(1)		22	45,612,253	-	-	45,612,253	74.47	45,612,253	-	45,612,253	74.47					16,005,600	35.09	47,925,707	
2	Foreign																			
a	Individuals (Non-Residents Individuals/ Foreign Individuals)																			
b	Government																			
c	Institutions																			
d	Foreign Portfolio Investor																			
e	Any Others(Specify)																			
	Sub Total(A)(2)																			
	Total Shareholding of Promoter and Promoter Group (A)= (A)(1)+(A)(2)		22	45,612,253	0	0	45,612,253	74.47	45,612,253	0	45,612,253	74.47	0	0	0.00	0.00	16,005,600	35.09	47,925,707	





Table III - Statement showing shareholding pattern of the Public shareholder

Category & Name of the Shareholders	PAN	No. of shareholder	No. of fully paid up equity shares held	Partly paid up equity shares held	Nos. of shares underlying Depository Receipts	Total nos. shares held (VII)=(IV)+(V)+(VI)	Shareholding % calculated as per SCRR, 1957 As a % of (A+B+C2)	Number of Voting Rights held in each class of securities (IX)			No. of shares Underlying Outstanding convertible Securities (including Warrants)	Total Shareholding as a % assuming full conversion of convertible (XI)=(VII)+(X) as a % of A+B+C2	Number of Locked in shares		Number of Shares Pledged or otherwise encumbered		Number of equity shares held in dematerialized form	
								Class X	Class Y	Total			Total as a % of Total Voting Rights	No. (a)	As a % of total shares held (b)	No. (Not applicable) (a)		As a % of total shares held (Not applicable) (e)
(I)	(II)	(III)	(IV)	(V)	(VI)	(VII)	(VIII)	Class X	Class Y	Total	(X)	(XI)	(XII)	(XIII)	(XIV)			
1 Institutions																		
(a) Mutual Funds/ UTI		2	327,682	-	-	327,682	0.53	327,682	-	327,682	0.53	-	-	-	-	-	327,682	
(b) Venture Capital Funds		-	-	-	-	-	-	-	-	-	-	-	-	-	-	-	-	
(c) Alternate investment Funds		-	-	-	-	-	-	-	-	-	-	-	-	-	-	-	-	
(d) Foreign Venture Capital Investor		-	-	-	-	-	-	-	-	-	-	-	-	-	-	-	-	
(e) Foreign Portfolio Investors		-	-	-	-	-	-	-	-	-	-	-	-	-	-	-	-	
(f) Financial Institutions/ Banks		2	23,541	-	-	23,541	0.04	23,541	-	23,541	0.04	-	-	-	-	-	23,541	
(g) Insurance Companies		-	-	-	-	-	-	-	-	-	-	-	-	-	-	-	-	
(h) Provident Funds/ Pension Funds		-	-	-	-	-	-	-	-	-	-	-	-	-	-	-	-	
(i) Any Other (specify)		-	-	-	-	-	-	-	-	-	-	-	-	-	-	-	-	
Foreign Institutional Investors		2	303,060	-	-	303,060	0.49	303,060	-	303,060	0.49	-	-	-	-	-	303,060	
Sub-Total (B)(1)		6	654,283			654,283	1.07	654,283		654,283	1.07						654,283	
2 Central Government/ State Government(s)/ President of India																		
Sub-Total (B)(2)																		0
3 Non-institutions																		
a Individuals																		
I Individual shareholders holding nominal share capital up to Rs 2 lakh		8,950	3,294,257	-	-	3,294,257	5.38	3,294,257	-	3,294,257	5.38	-	-	-	-	-	2,856,496	
II Individual shareholders holding nominal share capital in excess of Rs. 2 lakh.		-	-	-	-	-	-	-	-	-	-	-	-	-	-	-	-	
b NBFCs registered with RBI		-	-	-	-	-	-	-	-	-	-	-	-	-	-	-	-	
c Employee Trusts		-	-	-	-	-	-	-	-	-	-	-	-	-	-	-	-	
d Overseas Depositories (holding DRs) (balancing figure)		-	-	-	-	-	-	-	-	-	-	-	-	-	-	-	-	
e Any Other (specify)																		
Body Corporate		286	9,855,511	-	-	9,855,511	16.09	9,855,511	-	9,855,511	16.09	-	-	-	-	-	9,854,511	
Name: *Serum Institute of India Limited			8,932,632	-	-	8,932,632	14.58	8,932,632	-	8,932,632	14.58	-	-	-	-	-	8,932,632	
Clearing Members		29	12,117	-	-	12,117	0.02	12,117	-	12,117	0.02	-	-	-	-	-	12,117	
HUF		204	78,614	-	-	78,614	0.13	78,614	-	78,614	0.13	-	-	-	-	-	78,614	
NRI		185	102,710	-	-	102,710	0.17	102,710	-	102,710	0.17	-	-	-	-	-	102,710	
OCB		1	639,350	-	-	639,350	1.04	639,350	-	639,350	1.04	-	-	-	-	-	639,350	
Foreign corporate bodies		1	2,455	-	-	2,455	0.00	2,455	-	2,455	0.00	-	-	-	-	-	2,455	
Foreign Portfolio Investors		2	998,777	-	-	998,777	1.63	998,777	-	998,777	1.63	-	-	-	-	-	998,777	
Trust PMS		1	419	-	-	419	0.00	419	-	419	0.00	-	-	-	-	-	419	
Sub-Total (B)(3)		0.00	9,659	14,984,210	0.00	14,984,210	24.46	14,984,210	0.00	14,984,210	24.46						14,545,449	
Total Public Shareholding (B)=(B)(1)+(B)(2)+(B)(3)		0.00	9,665	15,638,493	0.00	15,638,493	25.53	15,638,493	0.00	15,638,493	25.53					0.00	15,199,732	



Details of the shareholders acting as Persons in Concert (PAC) including their Shareholding (No. and %)

S.No	Name of PAC	Name of Shareholders	No. of Shares	Holding %
1	Poonawalla Investments and Industries Private Limited	Serum Institute of India Limited	79610	0.13
2	Chakan Investment Private	-do-	222149	0.36
3	Corpint Investments Pvt. Ltd.	-do-	6842	0.01
4	Poonawalla Mystical Stud Pvt. Ltd	-do-	2893	0

Details of the shares which remain unclaimed may be given here along with details such as number of shareholders, outstanding shares held in demat/unclaimed suspense account, voting rights which are frozen etc.: NIL

Note:

(1) PAN would not be displayed on the website of Stock exchange (s)

(2)* The above format needs to be disclosed along with the name of the following persons: Institutions/Non-Institution holding more than 1% of total number of shares.

(3) W.r.t. the information pertaining to the Depository Receipts, the same may be disclosed in the respective columns to the extent information available and to the balance to be disclosed as held by custodian.




Table IV - Statement showing shareholding pattern of the Non Promoter- Non Public Shareholder

Category & Name of the Shareholders	PAN	No. of shareholder	No. of fully paid up equity shares held	Party paid up equity shares held	Nos. of shares underlying Depository Receipts	Total nos. shares held (VII)=(IV)+(V)+(VI)	Shareholding % calculated as per SCRR, 1957 As a % of (A+B+C2)	Number of Voting Rights held in each class of securities (IX)			No. of shares Underlying Outstanding convertible Securities (including Warrants)	Total Shareholding as a % assuming full conversion of convertible securities (as diluted share a % or (XII)=(VII)+(X) as a % of A+B+C2	Number of Locked in shares		Number of Shares Pledged or otherwise encumbered	Number of equity shares held in dematerialized form (Not Applicable)
								Class X	Class Y	Total			(a) As a % of total shares held	(b) As a % of total shares held (Not applicable)		
1 Custodian/DR Holder Name of DR Holder (if available)																
(a) abc...																
(b) abc...																
(c) efg...																
2 Employee Benefit Trust (Under SEBI (Share based Employee Benefit) Regulations, 2014																
(c) Name (abc...)																
Total Non-Promoter-Non Public Shareholding (C2)= (C1)+(C2)																

Note:-

(1) PAN would not be displayed on the website of Stock exchange (S)

(2) The above format needs to be disclosed along with the name of the following persons: Institutions/Non-Institution holding more than 1% of total number of shares.

(3) W.r.t. the information pertaining to the Depository Receipts, the same may be disclosed in the respective columns to the extent information available and to the balance to be disclosed as held by custodian.

