



Panacea Biotec
Innovation in support of life

20.04.2016

The Manager, Listing Department
The National Stock Exchange of India Ltd.
Exchange Plaza, Bandra Kurla Complex,
Bandra (E),
Mumbai – 400 051
Fax No.:022-26598237 / 38
NSE Symbol : PANACEABIO

The Manager, Listing Department
BSE Ltd.
Phiroze Jeejeebhoy Towers,
Dalal Street,
Mumbai – 400 001
Fax No.:022-22721919, 3121
BSE Scrip Code: 531349

Reg.: Shareholding Pattern as on 31st March, 2016


Dear Sir,

Pursuant to regulation 31(1)(b) of SEBI (Listing Obligations and Disclosure Requirements) Regulations, 2015, please find enclosed herewith the Shareholding Pattern of the Company as on 31st March, 2016.

This is for your kind information and record please.

Thanking you,

Sincerely yours,
For **Panacea Biotec Ltd.**

 Vinod Goel
Group CFO and Head Legal & Company Secretary

Encl. As Above.

B1 Extn. /G3, Mohan Co-op Indl. Estate,
Mathura Road, New Delhi -110044
Email: vinodgoel@panaceabiotec.com
Phone: D.I.D. +91-11-4167 9015
Fax: +91-11-4167 9075

Panacea Biotec Ltd.

CIN: L33117PB1984PLC022350

Registered Office: Ambala-Chandigarh Highway, Lalru - 140 501, Punjab, India. Ph.: +91-1762-505900, Fax: +91-1762-505906.
e-mail: corporate@panaceabiotec.com website: www.panaceabiotec.com

Introductory Table

Name of the Listed Entity: Panacea Biotec Limited

Scrip Code, Name of the scrip, Class of security: BSE: 531349, NSE: PANACEABIO, Equity Shares

Shareholding Pattern Filed under Reg. 31(1)(b)

Report for the Quarter ended 31st March, 2016

Declaration:

Particulars	Yes	No
Whether the Listed Entity has issued any partly paid up shares?		✓
Whether the Listed Entity has issued any Convertible Securities or warrants ?		✓
Whether the Listed Entity has any shares against which depository receipts are issued		✓
Whether the Listed Entity has any shares in Locked-in?		✓
Whether any shares held by promoters are pledge or otherwise encumbered?	✓	

The tabular format for disclosure of holding of specified securities is as follows:-




Table I - Summary Statement holding of specified securities

Category	Category of Shareholder	No. of Shareholders	No. of fully paid up equity shares held (IV)	No. of partly paid up equity shares held (V)	No. of shares underlying Depository Receipts (VI)	Total no. of shares held (VII)=(IV)+(V)+(VI)	Shareholding as a % of total no. of shares (calculated as per SCRR 1957) (VIII) As a % of (A+B+C2)	Number of Voting Rights held in each class of securities (IX)			No. of shares Underlying Outstanding convertible Securities (including Warrants)	Shareholding as a % assuming full conversion of convertible securities (as a % of diluted share capital)	No. of Locked in shares		Number of Shares Pledged or otherwise encumbered		Number of equity shares held in dematerialized form
								Class eg: x	Class eg:	Total			No. (a)	As a % of total shares held (b)	No. (a)	As a % of total shares held (b)	
(I)	(II)	(III)	(IV)	(V)	(VI)	(VII)	(VIII)	No. of Voting Rights			Total as % of (A+B+C)	(XI)=(VII)+(X) As a % of (A+B+C2)	(XII)		(XIII)		(XIV)
(A)	Promoter and Promoter Group	23	45,722,567	-	-	45,722,567	74.65	45,722,567	-	45,722,567	-	-	-	-	16,005,600	35.01	45,722,567
(B)	Public	9994	15,528,179	-	-	15,528,179	25.35	15,528,179	-	15,528,179	-	-	-	-	-	-	15,091,418
(C)	Non Promoter- Non Public																
(C1)	Shares underlying DRs	-	-	-	-	-	-	-	-	-	-	-	-	-	-	-	-
(C2)	Shares held by Employee Trusts	-	-	-	-	-	-	-	-	-	-	-	-	-	-	-	-
	Total	10,017	61,250,746	-	-	61,250,746	100.00	61,250,746	-	61,250,746	-	-	-	-	16,005,600	26.13	60,813,985





Table II - Statement showing shareholding pattern of the Promoter and Promoter Group

Category & Name of the Shareholders (I)	PAN (II)	No. of share holder (III)	No. of fully paid up equity shares held (IV)	Partly paid up equity shares held (V)	Nos. of shares underlying Depository Receipts (VI)	Total nos. shares held (VII)=(IV)+(V)+(VI)	Shareholding % calculated as per SCRR, 1957 (VIII) As a % of (A+B+C2)	Number of Voting Rights held in each class of securities (IX)			No. of shares Underlying Outstanding convertible Securities (including Warrants) (X)	Shareholding as a % assuming full conversion of convertible securities (as a % of diluted share capital)	Number of Locked in shares (XII)		Number of Shares Pledged or otherwise encumbered (XIII)		Number of equity shares held in dematerialized form (XIV)	
								Class X	Class Y	Total			No. (a)	As a % of total shares held (b)	No. (a)	As a % of total shares held (b)		
																		Total as a % of Total Voting Rights
(I)	(II)	(III)	(IV)	(V)	(VI)	(VII)	(VIII)	Class X	Class Y	Total	(X)	(XI)	(XII)	(XIII)	(XIV)			
1 Indian																		
(a) Individuals/ Hindu Undivided Family		21	43,409,113	-	-	43,409,113	70.87	43,409,113	-	43,409,113	70.87	-	-	-	-	16,005,600	36.87	43,409,113
Promoters																		
Mr. Soshil Kumar Jain	AAGPJ1258H		5,000,000	-	-	5,000,000	8.16	5,000,000	-	5,000,000	8.16	-	-	-	-	5,000,000	100.00	5,000,000
Mr. Ravinder Jain	AAEPR8620F		5,712,300	-	-	5,712,300	9.33	5,712,300	-	5,712,300	9.33	-	-	-	-	-	-	5,712,300
Dr. Rajesh Jain	AAGPJ1259G		6,213,500	-	-	6,213,500	10.14	6,213,500	-	6,213,500	10.14	-	-	-	-	6,213,500	100.00	6,213,500
Mr. Sandeep Jain	ADJPJ6765H		4,792,100	-	-	4,792,100	7.82	4,792,100	-	4,792,100	7.82	-	-	-	-	4,792,100	100.00	4,792,100
Promoters' Group																		
Mrs. Nirmala Jain	AAGPJ1254M		2,511,000	-	-	2,511,000	4.10	2,511,000	-	2,511,000	4.10	-	-	-	-	-	-	2,511,000
Mrs. Sunanda Jain	AAIPJ5281E		635,000	-	-	635,000	1.04	635,000	-	635,000	1.04	-	-	-	-	-	-	635,000
Mrs. Meena Jain	AAGPJ1255L		897,000	-	-	897,000	1.46	897,000	-	897,000	1.46	-	-	-	-	-	-	897,000
Mrs. Pamilla Jain	AAGPJ1256K		816,500	-	-	816,500	1.33	816,500	-	816,500	1.33	-	-	-	-	-	-	816,500
Mr. Ankesh Jain	AHFPJ0287Q		307,000	-	-	307,000	0.50	307,000	-	307,000	0.50	-	-	-	-	-	-	307,000
Mr. Harshet Jain	AHFPJ0403J		299,500	-	-	299,500	0.49	299,500	-	299,500	0.49	-	-	-	-	-	-	299,500
Mr. Nipun Jain	AHFPJ0405Q		300,000	-	-	300,000	0.49	300,000	-	300,000	0.49	-	-	-	-	-	-	300,000
Mrs. Priyanka Jain	AHFPJ0288B		318,000	-	-	318,000	0.52	318,000	-	318,000	0.52	-	-	-	-	-	-	318,000
Mrs. Radhika Jain	ADUPJ2099P		357,000	-	-	357,000	0.58	357,000	-	357,000	0.58	-	-	-	-	-	-	357,000
Mr. Sumit Jain	AEFPJ8134D		358,500	-	-	358,500	0.59	358,500	-	358,500	0.59	-	-	-	-	-	-	358,500
Mr. Abhey Kumar Jain	AAEPJ0017G		1,000	-	-	1,000	0.00	1,000	-	1,000	0.00	-	-	-	-	-	-	1,000
Mr. Ashish Jain	AALPJ7330H		500	-	-	500	0.00	500	-	500	0.00	-	-	-	-	-	-	500
Mrs. Kanta Rani	AAKPR7861A		30,000	-	-	30,000	0.05	30,000	-	30,000	0.05	-	-	-	-	-	-	30,000
Soshil Kumar Jain (HUF)	AAEHS2207P		2,251,713	-	-	2,251,713	3.68	2,251,713	-	2,251,713	3.68	-	-	-	-	-	-	2,251,713
Ravinder Jain (HUF)	AAEHR7553M		4,135,000	-	-	4,135,000	6.75	4,135,000	-	4,135,000	6.75	-	-	-	-	-	-	4,135,000
Rajesh Jain (HUF)	AABHR5243M		4,368,500	-	-	4,368,500	7.13	4,368,500	-	4,368,500	7.13	-	-	-	-	-	-	4,368,500
Sandeep Jain (HUF)	AAHHS5082H		4,105,000	-	-	4,105,000	6.70	4,105,000	-	4,105,000	6.70	-	-	-	-	-	-	4,105,000
(b) Central Government/ State Government(s)			-	-	-	-	-	-	-	-	-	-	-	-	-	-	-	-
(c) Financial Institutions/ Banks			-	-	-	-	-	-	-	-	-	-	-	-	-	-	-	-



(d)	Firms		2	2,313,454	-	-	2,313,454	3.78	2,313,454	-	2,313,454	3.78	-	-	-	-	-	-	2,313,454	
	First Lucre Partnership Co.	AABFF3948D		2,255,815	-	-	2,255,815	3.68	2,255,815	-	2,255,815	3.68	-	-	-	-	-	-	2,255,815	
	Second Lucre Partnership Co.	ABDFS2560F		57,639	-	-	57,639	0.09	57,639	-	57,639	0.09	-	-	-	-	-	-	57,639	
	Sub Total(A)(1)		23	45,722,567	-	-	45,722,567	74.65	45,722,567	-	45,722,567	74.65						16,005,600	35.01	45,722,567
2	Foreign																			
a	Individuals (Non-Residents Individuals/ Foreign Individuals)			-	-	-	-	-	-	-	-	-	-	-	-	-	-	-	-	-
b	Government			-	-	-	-	-	-	-	-	-	-	-	-	-	-	-	-	-
c	Institutions			-	-	-	-	-	-	-	-	-	-	-	-	-	-	-	-	-
d	Foreign Portfolio Investor			-	-	-	-	-	-	-	-	-	-	-	-	-	-	-	-	-
e	Any Others(Specify)			-	-	-	-	-	-	-	-	-	-	-	-	-	-	-	-	-
	Sub Total(A)(2)			-	-	-	-	-	-	-	-	-	-	-	-	-	-	-	-	-
	Total Shareholding of Promoter and Promoter Group (A)= (A)(1)+(A)(2)		23	45,722,567	-	-	45,722,567	74.65	45,722,567	-	45,722,567	74.65						16,005,600	35.01	45,722,567





Table III - Statement showing shareholding pattern of the Public shareholder

	Category & Name of the Shareholders	PAN	No. of share holder	No. of fully paid up equity shares held	Partly paid up equity shares held	Nos. of shares underlying Depository Receipts	Total nos. shares held (VII)=(IV)+(V)+(VI)	Shareholding % calculated as per SCRR, 1957 As a % of (A+B+C2)	Number of Voting Rights held in each class of securities (IX)			No. of shares Underlying Outstanding convertible Securities (including Warrants)	Total Shareholding as a % assuming full conversion of convertible (XI)=(VII)+(X) as a % of A+B+C2	Number of Locked in shares		Number of Shares Pledged or otherwise encumbered		Number of equity shares held in dematerialized form	
									Class X	Class Y	Total			No. (a)	As a % of total shares held (b)	No. (Not applicable) (a)	As a % of total shares held (Not applicable) (b)		
																			No. of Voting Rights
(I)	(II)	(III)	(IV)	(V)	(VI)	(VII)	(VIII)	Class X	Class Y	Total	(X)	(XI)	(XII)	(XIII)	(XIV)				
1	Institutions																		
(a)	Mutual Funds/ UTI		1	117,620			117,620	0.19	117,620		117,620	0.19							117,620
(b)	Venture Capital Funds		-	-	-	-	-	-	-	-	-	-	-	-	-	-	-	-	-
(c)	Alternate investment Funds		-	-	-	-	-	-	-	-	-	-	-	-	-	-	-	-	-
(d)	Foreign Venture Capital Investor		-	-	-	-	-	-	-	-	-	-	-	-	-	-	-	-	-
(e)	Foreign Portfolio Investors		-	-	-	-	-	-	-	-	-	-	-	-	-	-	-	-	-
(f)	Financial Institutions/ Banks		2	26,886			26,886	0.04	26,886		26,886	0.04							26,886
(g)	Insurance Companies		-	-	-	-	-	-	-	-	-	-	-	-	-	-	-	-	-
(h)	Provident Funds/ Pension Funds		-	-	-	-	-	-	-	-	-	-	-	-	-	-	-	-	-
(i)	Any Other (specify)		-	-	-	-	-	-	-	-	-	-	-	-	-	-	-	-	-
	Foreign Institutional Investors		2	278,242			278,242	0.45	278,242		278,242	0.45							278,242
	Sub-Total (B)(1)		5	422,748			422,748	0.69	422,748		422,748	0.69							422,748
2	Central Government/ State Government(s)/ President of India																		
	Sub-Total (B)(2)																		0
3	Non-Institutions																		
a	Individuals																		
i	Individual shareholders holding nominal share capital up to Rs 2 lakh		9,264	3,591,594			3,591,594	5.86	3,591,594		3,591,594	5.86							3,155,833
ii	Individual shareholders holding nominal share capital in excess of Rs. 2 lakh.																		
b	NBFCs registered with RBI		-	-	-	-	-	-	-	-	-	-	-	-	-	-	-	-	-
c	Employee Trusts		-	-	-	-	-	-	-	-	-	-	-	-	-	-	-	-	-
d	Overseas Depositories (holding DRs) (balancing figure)		-	-	-	-	-	-	-	-	-	-	-	-	-	-	-	-	-
e	Any Other (specify)																		
	Body Corporate		304	9,680,077			9,680,077	15.80	9,680,077		9,680,077	15.80							9,679,077
<i>Name:</i>	*Serum Institute of India Pvt. Ltd.			8,932,632			8,932,632	14.58	8,932,632		8,932,632	14.58							8,932,632
	Clearing Members		28	24,337			24,337	0.04	24,337		24,337	0.04							24,337
	HUF		207	71,491			71,491	0.12	71,491		71,491	0.12							71,491
	NRI		181	96,931			96,931	0.16	96,931		96,931	0.16							96,931
	OCB		1	639,350			639,350	1.04	639,350		639,350	1.04							639,350
<i>Name:</i>	*Gain Premium Ltd.			639,350			639,350	1.04	639,350		639,350	1.04							639,350
	Foreign corporate bodies		1	2,455			2,455	0.00	2,455		2,455	0.00							2,455
	Foreign Portfolio Investors		2	998,777			998,777	1.63	998,777		998,777	1.63							998,777
	Trust PMS		1	419			419	0.00	419		419	0.00							419
	Sub-Total (B)(3)		9,989	15,105,431			15,105,431	24.66	15,105,431		15,105,431	24.66							14,668,670
	Total Public Shareholding (B)= (B)(1)+(B)(2)+(B)(3)		9,994	15,528,179			15,528,179	25.35	15,528,179		15,528,179	25.35							15,091,418



SH

Details of the shareholders acting as Persons in Concert (PAC) including their Shareholding (No. and %)

S.No	Name of PAC	Name of Shareholder	No. of Shares	Holding %
1	Poonawalla Investments and Industries Private Limited	Serum Institute of India Private Limited	79,610	0.13
2	Chakan Investment Private Limited	-do-	222,149	0.36
3	Corpint Investments Pvt. Ltd.	-do-	6,842	0.01

Details of the shares which remain unclaimed may be given here along with details such as number of shareholders, outstanding shares held in demat/unclaimed suspense account, voting rights which are frozen etc.: NIL

Note:

(1) PAN would not be displayed on the website of Stock exchange (s)

(2)* The above format needs to be disclosed along with the name of the following persons:

Institutions/Non-Institution holding more than 1% of total number of shares.

(3) W.r.t. the information pertaining to the Depository Receipts, the same may be disclosed in the respective columns to the extent information available and to the balance to be disclosed as held by custodian.




Table IV - Statement showing shareholding pattern of the Non Promoter- Non Public Shareholder																		
	Category & Name of the Shareholders	PAN	No. of shareholder	No. of fully paid up equity shares held	Partly paid up equity shares held	Nos. of shares underlying Depository Receipts	Total nos. shares held (VII)=(IV)+(V)+(VI)	Shareholding % calculated as per SCRR, 1957 As a % of (A+B+C2)	Number of Voting Rights held in each class of securities (IX)			No. of shares Underlying Outstanding convertible Securities (including Warrants)	Total Shareholding as a % assuming full conversion of convertible securities (as a % of diluted shareholding)	Number of Locked in shares		Number of Shares Pledged or otherwise encumbered		Number of equity shares held in dematerialized form (Not Applicable)
									Class X	Class Y	Total			No. (a)	As a % of total shares held (b)	No. (Not applicable) (a)	As a % of total shares held (Not applicable)	
	(I)	(II)	(III)	(IV)	(V)	(VI)	(VII)	(VIII)				(X)	(XI)	(XII)	(XIII)		(XIV)	
1	Custodian/DR Holder																	
(a)	Name of DR Holder (if available)																	
(i)	abc...																	
(ii)	efg...																	
2	Employee Benefit Trust (under SEBI (Share based Employee Benefit) Regulations, 2014																	
(c)	Name (abc...)																	
	Total Non- Promoter- Non Public Shareholding (C)= (C)(1)+(C)(2)																	

Note:
(1) PAN would not be displayed on the website of Stock exchange (s)
(2) The above format needs to be disclosed along with the name of the following persons: Institutions/Non-Institution holding more than 1% of total number of shares.
(3) W.r.t. the information pertaining to the Depository Receipts, the same may be disclosed in the respective columns to the extent information is available and to the balance to be disclosed as held by custodian.

