



Panacea Biotec

Innovation in support of life

20.07.2016

The Manager, Listing Department
The National Stock Exchange of India Ltd.
Exchange Plaza, Bandra Kurla Complex,
Bandra (E),
Mumbai - 400 051
Fax No.:022-26598237 / 38
NSE Symbol : PANACEABIO

The Manager, Listing Department
BSE Ltd.
Phiroze Jeejeebhoy Towers,
Dalal Street,
Mumbai - 400 001
Fax No.:022-22721919, 3121
BSE Scrip Code: 531349

Reg.: Shareholding Pattern for the quarter 30th June, 2016


Dear Sir,

Pursuant to regulation 31(1)(b) of SEBI (Listing Obligations and Disclosure Requirements) Regulations, 2015, please find enclosed herewith the Shareholding Pattern of the Company for the quarter ended 30th June, 2016.

This is for your kind information and record please.

Thanking you,

Sincerely yours,
For **Panacea Biotec Ltd.**


Vinod Goel
Group CFO and Head Legal & Company Secretary

Encl. As Above.

B1 Extn. /G3, Mohan Co-op Indl. Estate,
Mathura Road, New Delhi -110044
Email: vinodgoel@panaceabiotec.com
Phone: D.I.D. +91-11-4167 9015
Fax: +91-11-4167 9075

Introductory Table

Name of the Listed Entity: Panacea Biotec Limited

Scrip Code, Name of the scrip, Class of security: BSE: 531349, NSE: PANACEABIO, Equity Shares


Shareholding Pattern Filed under Reg. 31(1)(b)

Report for the Quarter ended 30th June, 2016

Declaration:

Particulars	Yes	No
Whether the Listed Entity has issued any partly paid up shares?		✓
Whether the Listed Entity has issued any Convertible Securities or warrants ?		✓
Whether the Listed Entity has any shares against which depository receipts are issued		✓
Whether the Listed Entity has any shares in Locked-in?		✓
Whether any shares held by promoters are pledge or otherwise encumbered?	✓	

The tabular format for disclosure of holding of specified securities is as follows:-



 A handwritten signature, possibly 'Vidya', is written over a circular stamp. To the left of the stamp are the initials 'SV'. Below the signature are the initials 'V/A'.

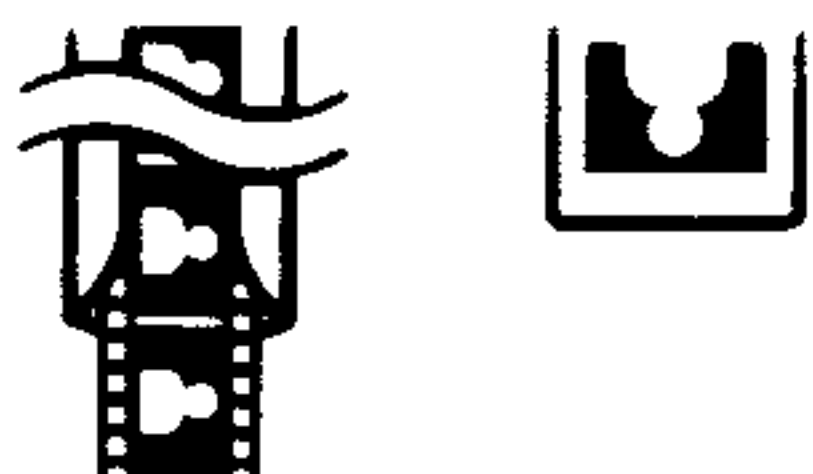


Table I - Summary Statement holding of specified securities

Category	Shareholder	No. of Shareholders	No. of fully paid up equity shares held (IV)	No. of partly paid up equity shares held (V)	No. of shares underlying Depository Receipts (VI)	Total no. of shares held (VII)=(IV)+(V)+(VI)	Shareholding as a % of total no. of shares (calculated as per SCRR 1957) (VIII) As a % of (A+B+C2)	Number of Voting Rights held in each class of securities (IX)			No. of shares Underlying Outstanding convertible Securities (including Warrants)	Shareholding as a % assuming full conversion of convertible securities (as a % of diluted share capital)	No. of Locked in shares		Number of Shares Pledged or otherwise encumbered		Number of equity shares held in dematerialized form
								Class eg. x	Class eg. y	Total			Total as % of (A+B+C)	No. (a)	As a % of total shares held (b)	No. (a)	
(I)	(II)	(III)	(IV)	(V)	(VI)	(VII)	(VIII)	Class eg. x	Class eg. y	Total	(X)	(XI)	(XII)	(XIII)	(XIV)		
(A)	Promoter and Promoter Group	23	45,706,831	-	-	45,706,831	74.62	45,706,831	-	45,706,831	-	-	-	16,005,600	35.00	45,706,831	
(B)	Public	10114	15,543,915	-	-	15,543,915	25.38	15,543,915	-	15,543,915	-	-	-	-	-	15,111,404	
(C)	Non Promoter- Non Public																
(C1)	Shares underlying DRs	-	-	-	-	-	-	-	-	-	-	-	-	-	-	-	
(C2)	Shares held by Employee Trusts	-	-	-	-	-	-	-	-	-	-	-	-	-	-	-	
	Total	10,137	61,250,746	-	-	61,250,746	100.00	61,250,746	-	61,250,746	-	-	-	16,005,600	26.13	60,818,235	


Handwritten signature and stamp

Table II - Statement showing shareholding pattern of the Promoter and Promoter Group

Category & Name of the Shareholders (i)	PAN (ii)	No. of share holder (iii)	No. of fully paid up equity shares held (iv)	Partly paid up equity shares held (v)	Nos. of shares underlying Depository Receipts (vi)	Total nos. shares held (vii)=(iv)+(v)+(vi)	Shareholding % calculated as per SCRR, 1957 (viii) As a % of (A+B+C2)	Number of Voting Rights held in each class of securities (ix)			No. of shares Underlying Outstanding convertible Securities (including Warrants) (x)	Shareholding as a % assuming full conversion of convertible securities (as a % of diluted share capital) (xi)=(vii)+(x) as a % of A+B+C2	Number of Shares Pledged or otherwise encumbered (xiii)		Number of equity shares held in dematerialized form (xiv)
								Class X	Class Y	Total			No. (a)	As a % of total shares held (b)	
1 Indian															
(a) Individuals/ Hindu Undivided Family															
Promoters															
Mr. Soshil Kumar Jain	AAGPJ1258H		5,000,000	-	-	5,000,000	8.16	-	-	-	-	-	5,000,000	100.00	5,000,000
Mr. Ravinder Jain	AAEPR8620F		5,712,300	-	-	5,712,300	9.33	-	-	-	-	-	5,712,300	-	5,712,300
Dr. Rajesh Jain	AAGPJ1259G	21	6,213,500	-	-	6,213,500	10.14	-	-	-	-	-	6,213,500	100.00	6,213,500
Mr. Sandeep Jain	ADJPJ6765H		4,792,100	-	-	4,792,100	7.82	-	-	-	-	-	4,792,100	100.00	4,792,100
Promoters' Group															
Mrs. Nirmala Jain	AAGPJ1254M		2,511,000	-	-	2,511,000	4.10	-	-	-	-	-	2,511,000	-	2,511,000
Mrs. Sunanda Jain	AAIPJ5281E		635,000	-	-	635,000	1.04	-	-	-	-	-	635,000	-	635,000
Mrs. Meena Jain	AAGPJ1255L		897,000	-	-	897,000	1.46	-	-	-	-	-	897,000	-	897,000
Mrs. Pamilla Jain	AAGPJ1256K		816,500	-	-	816,500	1.33	-	-	-	-	-	816,500	-	816,500
Mr. Ankesh Jain	AHFPJ0287Q		307,000	-	-	307,000	0.50	-	-	-	-	-	307,000	-	307,000
Mr. Harshet Jain	AHFPJ0403J		299,500	-	-	299,500	0.49	-	-	-	-	-	299,500	-	299,500
Mr. Nipun Jain	AHFPJ0405Q		300,000	-	-	300,000	0.49	-	-	-	-	-	300,000	-	300,000
Mrs. Priyanka Jain	AHFPJ0288B		318,000	-	-	318,000	0.52	-	-	-	-	-	318,000	-	318,000
Mrs. Radhika Jain	ADUPJ2099P		357,000	-	-	357,000	0.58	-	-	-	-	-	357,000	-	357,000
Mr. Sumit Jain	AEFPJ8134D		358,500	-	-	358,500	0.59	-	-	-	-	-	358,500	-	358,500
Mr. Abhey Kumar Jain	AAEPJ0017G		1,000	-	-	1,000	0.00	-	-	-	-	-	1,000	-	1,000
Mr. Ashish Jain	AALPJ7330H		500	-	-	500	0.00	-	-	-	-	-	500	-	500
Mrs. Kanta Rani	AAKPR7861A		14,264	-	-	14,264	0.02	-	-	-	-	-	14,264	-	14,264
Soshil Kumar Jain (HUF)	AAEHS2207P		2,251,713	-	-	2,251,713	3.68	-	-	-	-	-	2,251,713	-	2,251,713
Ravinder Jain (HUF)	AAEHR7553M		4,135,000	-	-	4,135,000	6.75	-	-	-	-	-	4,135,000	-	4,135,000
Rajesh Jain (HUF)	AABHR5243M		4,368,500	-	-	4,368,500	7.13	-	-	-	-	-	4,368,500	-	4,368,500
Sandeep Jain (HUF)	AAHHS5082H		4,105,000	-	-	4,105,000	6.70	-	-	-	-	-	4,105,000	-	4,105,000
Central Government/ State Government(s)			-	-	-	-	-	-	-	-	-	-	-	-	-
Financial Institutions/ Banks			-	-	-	-	-	-	-	-	-	-	-	-	-

Handwritten signatures and initials.

(d)	Firms		2	2,313,454	-	2,313,454	3.78	2,313,454	3.78	-	-	-	-	-	-	-	2,313,454
	First Lucre Partnership Co.	AABFF3948D		2,255,815	-	2,255,815	3.68	2,255,815	3.68	-	-	-	-	-	-	-	2,255,815
	Second Lucre Partnership Co.	ABDFS2560F		57,639	-	57,639	0.09	57,639	0.09	-	-	-	-	-	-	-	57,639
	Sub Total(A)(1)		23	45,706,831	-	45,706,831	74.62	45,706,831	74.62	-	-	-	-	-	-	16,005,600	45,706,831
2	Foreign																
a	Individuals (Non-Residents Individuals/ Foreign Individuals)																
b	Government																
c	Institutions																
d	Foreign Portfolio Investor																
e	Any Others(Specify)																
	Sub Total(A)(2)																
	Total Shareholding of Promoter and Promoter Group (A)=(A)(1)+(A)(2)		23	45,706,831	-	45,706,831	74.62	45,706,831	74.62	-	-	-	-	-	-	16,005,600	45,706,831
																	35.02
																	2,313,454



 The image shows a handwritten signature in black ink, which appears to be "D. V. D." or similar, written over a circular stamp. The stamp contains some illegible text and a central emblem.

Table III - Statement showing shareholding pattern of the Public shareholder

Category & Name of the Shareholders	PAN	No. of shareholder	No. of fully paid up equity shares held	Partly paid up equity shares held	Nos. of shares underlying Depository Receipts	Total nos. shares held (VII)=(IV)+(V)+(VI)	Shareholding % calculated as per SCRR, 1957 As a % of (A+B+C2)	Number of Voting Rights held in each class of securities (IX)			Total as a % of Total Voting Rights	No. of shares Underlying Outstanding convertible Securities (including Warrants)	Total Shareholding as a % assuming full conversion of convertible securities	Number of Locked in shares	Number of Shares Pledged or otherwise encumbered	Number of equity shares held in dematerialized form
								Class X	Class Y	Total						
	(I)	(II)	(IV)	(V)	(VI)	(VII)	(VIII)	Class X	Class Y	Total	(X)	(XI)	(XII)	(XIII)	(XIV)	
1 Institutions																
(a) Mutual Funds/ UTI		-	-	-	-	-	-	-	-	-	-	-	-	-	-	
(b) Venture Capital Funds		-	-	-	-	-	-	-	-	-	-	-	-	-	-	
(c) Alternate investment Funds		-	-	-	-	-	-	-	-	-	-	-	-	-	-	
(d) Foreign Venture Capital Investor		-	-	-	-	-	-	-	-	-	-	-	-	-	-	
(e) Foreign Portfolio Investors		-	-	-	-	-	-	-	-	-	-	-	-	-	-	
(f) Financial Institutions/ Banks		2	35,365	-	-	35,365	0.06	35,365	-	35,365	-	-	-	-	35,365	
(g) Insurance Companies		-	-	-	-	-	-	-	-	-	-	-	-	-	-	
(h) Provident Funds/ Pension Funds		-	-	-	-	-	-	-	-	-	-	-	-	-	-	
(i) Any Other (specify)		-	-	-	-	-	-	-	-	-	-	-	-	-	-	
Foreign Institutional Investors		1	42,100	-	-	42,100	0.07	42,100	-	42,100	-	-	-	-	42,100	
Sub-Total (B)(1)		3	77,465	-	-	77,465	0.13	77,465	-	77,465	-	-	-	-	77,465	
2 Central Government/ State Government(s)/ President of India																
Sub-Total (B)(2)																
3 Non-institutions																
a Individuals																
i Individual shareholders holding nominal share capital up to Rs 2 lakh		9,262	3,764,434	-	-	3,764,434	6.15	3,764,434	-	3,764,434	-	-	-	-	3,332,923	
ii Individual shareholders holding nominal share capital in excess of Rs. 2 lakh.		-	-	-	-	-	-	-	-	-	-	-	-	-	-	
b NBFCs registered with RBI		-	-	-	-	-	-	-	-	-	-	-	-	-	-	
c Employee Trusts		-	-	-	-	-	-	-	-	-	-	-	-	-	-	
d Overseas Depositories (holding DRs) (balancing figure)		-	-	-	-	-	-	-	-	-	-	-	-	-	-	
e Any Other (specify)		-	-	-	-	-	-	-	-	-	-	-	-	-	-	
Body Corporate		301	9,723,650	-	-	9,723,650	15.88	9,723,650	-	9,723,650	-	-	-	-	9,722,650	
*Serum Institute of India Limited			8,932,632	-	-	8,932,632	14.58	8,932,632	-	8,932,632	-	-	-	-	8,932,632	
Clearing Members		131	142,128	-	-	142,128	0.23	142,128	-	142,128	-	-	-	-	142,128	
HUF		222	91,240	-	-	91,240	0.15	91,240	-	91,240	-	-	-	-	91,240	
NRI		190	103,997	-	-	103,997	0.17	103,997	-	103,997	-	-	-	-	103,997	
OCB		1	639,350	-	-	639,350	1.04	639,350	-	639,350	-	-	-	-	639,350	

Handwritten signature/initials

Foreign corporate bodies	1	2,455	-	-	-	2,455	-	-	-	-	2,455	0.00	-	-	-	2,455
Foreign Portfolio Investors	2	998,777	-	-	-	998,777	-	-	-	-	998,777	1.63	-	-	-	998,777
Trust PMS	1	419	-	-	-	419	-	-	-	-	419	0.00	-	-	-	419
Sub-Total (B)(3)	10,111	15,466,450	-	-	-	15,466,450	-	-	-	-	15,466,450	25.25	-	-	-	15,466,450
Total Public Shareholding (B)	10,111	15,466,450	-	-	-	15,466,450	-	-	-	-	15,466,450	25.25	-	-	-	15,466,450
(B)(1)+(B)(2)+(B)(3)																


Details of the shareholders acting as Persons in Concert (PAC) including their Shareholding (No. and %)

S.No	Name of PAC	Name of Shareholder	No. of Shares	Holding %
1	Poonawalla Investments and Industries Private Limited	Serum Institute of India Limited	79,610	0.13
2	Chakan Investment Private Limited	-do-	222,149	0.36
3*	Corpint Investments Pvt. Ltd.	-do-	6,842	0.01

Details of the shares which remain unclaimed may be given here along with details such as number of shareholders, outstanding shares held in demat/unclaimed suspense account, voting rights which are frozen etc.: NIL

Note:

- (1) PAN would not be displayed on the website of Stock exchange (s)
- (2)* The above format needs to be disclosed along with the name of the following persons: institutions/Non-institution holding more than 1% of total number of shares.
- (3) W.r.t. the information pertaining to the Depository Receipts, the same may be disclosed in the respective columns to the extent information available and to the balance to be disclosed as held by custodian.



ca vild
IX

Table IV - Statement showing shareholding pattern of the Non Promoter- Non Public Shareholder

Category & Name of the Shareholders	PAN	No. of shareholder	No. of fully paid up equity shares held	Partly paid up equity shares held	Nos. of shares underlying Depository Receipts	Total nos. shares held (VII)=(IV)+(V)+(VI)	Shareholding % calculated as per SCRR, 1957 As a % of (A+B+C2)	Number of Voting Rights held in each class of securities (IX)			No. of shares Underlying Outstanding convertible Securities (including Warrants)	Total Shareholding as a % assuming full conversion of convertible securities (as a % of diluted share capital)	Number of Locked in shares		Number of Shares Pledged or otherwise encumbered		Number of equity shares held in dematerialized form (Not Applicable)
								Class X	Class Y	Total			No. (a)	As a % of total shares held (b)	No. (Not applicable) (a)	As a % of total shares held (Not applicable)	
(i)	(ii)	(iii)	(iv)	(v)	(vi)	(vii)	(viii)	No. of Voting Rights			(x)	(xi)	(xii)	(xiii)	(xiv)		
Total as a % of Total Voting Rights																	
1																	
(a)																	
(i)																	
(ii)																	
2																	
(c)																	
Note: (1) PAN would not be displayed on the website of Stock exchange (s) (2) The above format needs to be disclosed along with the name of the following persons: Institutions/Non-Institution holding more than 1% of total number of shares. (3) W.r.t. the information pertaining to the Depository Receipts, the same may be disclosed in the respective columns to the extent information available and to the balance to be disclosed as held by custodian																	

Note:

(1) PAN would not be displayed on the website of Stock exchange (s)
 (2) The above format needs to be disclosed along with the name of the following persons:
 Institutions/Non-Institution holding more than 1% of total number of shares.

(3) W.r.t. the information pertaining to the Depository Receipts, the same may be disclosed in the respective columns to the extent information available and to the balance to be disclosed as held by custodian

Handwritten signature and initials